

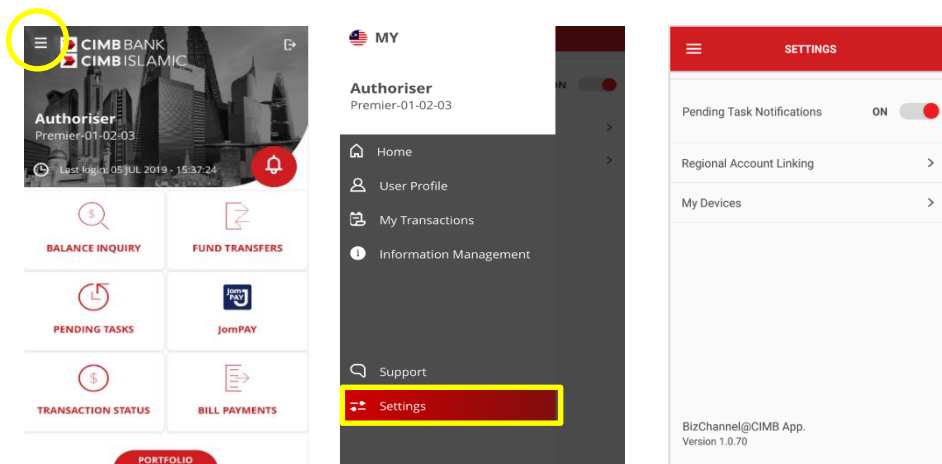
User Guide Transactional

Regional Account Linking Guide	2
7.0 Regional Account Linking	2
7.1 Settings	2
7.2 Regional Account Linking	3
7.3 Portfolio.....	3
7.4 Regional Account Delink.....	4

Regional Account Linking Guide

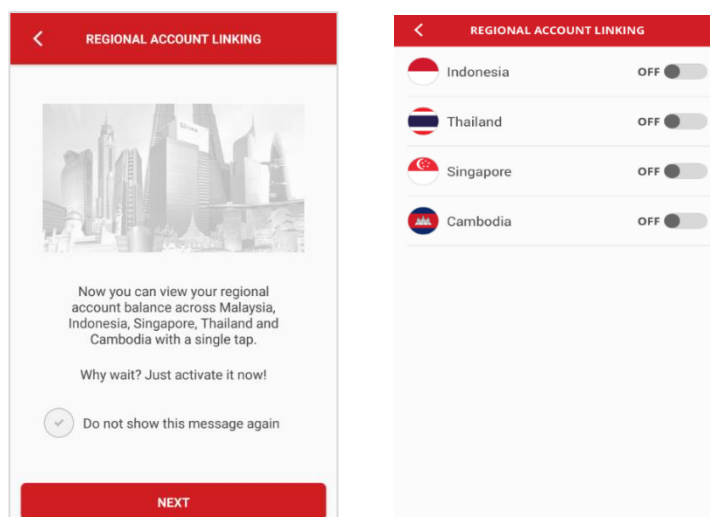
7.0 Regional Account Linking

- Tap “☰” icon to view the administrative setting for user.
- Tap “Settings” to view settings for Mobile App



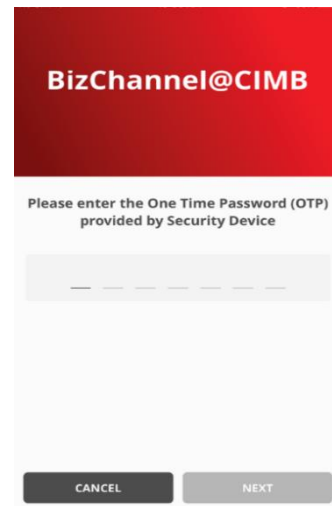
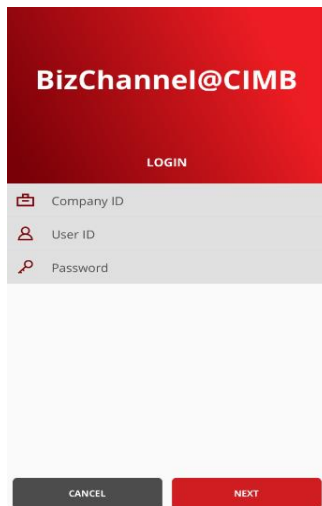
7.1 Settings

- Set up “Regional Account Linking” on BizChannel@CIMB Mobile App.
 - Tap “NEXT” to proceed. To hide the message, tap “✓” icon.
 - Swipe right or left to link/delink CIMB accounts from selected countries.
- Exit screen by tapping the < icon

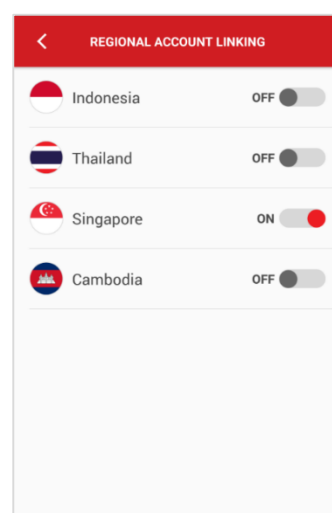
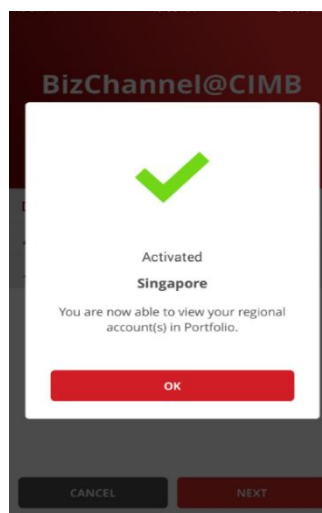


7.2 Regional Account Linking

- Regional Account Linking screen will display the following countries for selection:
 - Indonesia
 - Thailand
 - Singapore
 - Cambodia
- Swipe right to link your selected country. Upon selection, user will be direct to selected Country “Login” page.

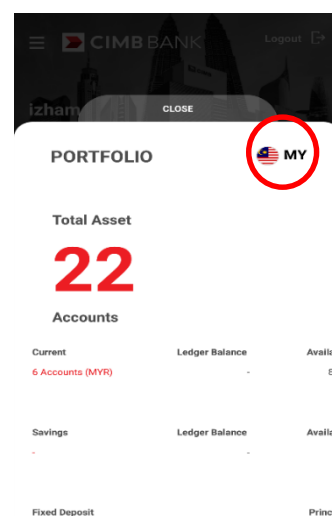
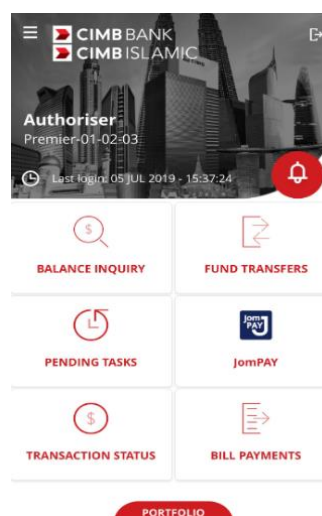


- Enter your selected Company ID, User ID and password for linking, tap “NEXT”.
- One Time Password (OTP) screen will appear,
- enter OTP via Security Device / SMS OTP. Selected country toggle will display “ON” when successfully linked.



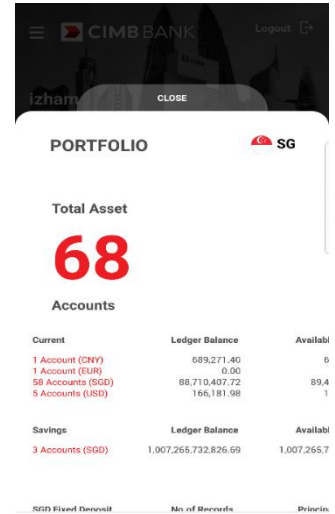
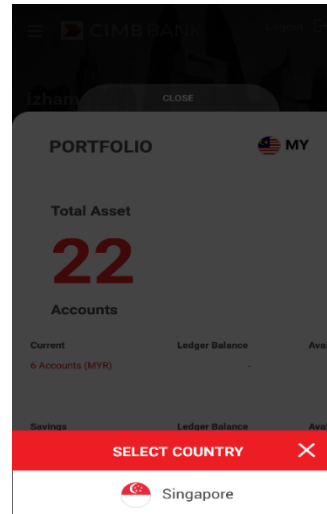
7.3 Portfolio

- Tap “PORTFOLIO” to view your regional account balance/portfolio placed with CIMB (Malaysia, Indonesia, Singapore, Thailand and Cambodia).
- Select country flag on top right of Portfolio screen.



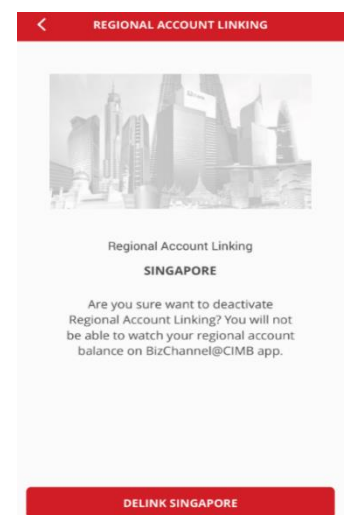
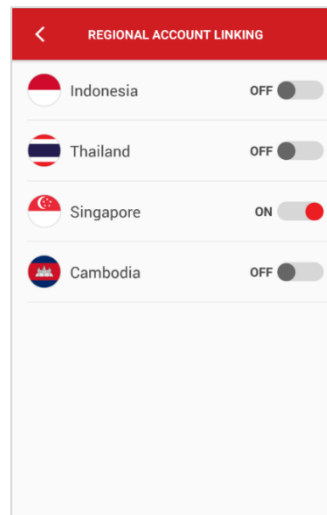
For further enquiries, please contact our Business Call Centre at **1300 888 828** between 8AM to 7PM from Monday to Friday or 8AM to 5PM on Saturday (excluding public holidays) or email to mybusinesscare@cimb.com.

- View other country account / portfolio.



7.4 Regional Account Delink

- Select “**Regional Account Linking**” to unlink other country accounts.
- Swipe left to delink CIMB accounts from selected countries.



- Tap “**Country**” to remove linkage of selected country. The country toggle will display “**OFF**”.
- Exit screen by tapping the < icon

